



MAZDA6



DESIGNED TO AWAKE THE SENSES

Truly beautiful design goes beyond simply being aesthetically pleasing. It invites action. With its sleek seductive profile, the Mazda6 demands to go to new places. For you to see more, feel more, and expand your possibilities. With every glance, every curve and every drive, there is always more to discover and be inspired by.





The sophisticated sedan. (2.0L Sedan)



The practical yet elegant touring. (2.5L Touring)

DISTINCTION IN LUXURY

When we imagined the new Mazda6, we envisioned refined luxury with an exhilarating drive. Its confident stance and athletic form are the vision of Mazda's 'KODO — Soul of Motion' design. KODO captures the very instant energy becomes motion. It's the muscular beauty you see when an animal pounces, or when a human leaps into action. By uniting exceptional fuel economy, agile performance, aerodynamics and a body design that contributes to both high-speed stability and fuel efficiency, the new Mazda6 is a living, driving embodiment of perseverance.



The Mazda6 20th Anniversary Edition. (2.5L High Plus Sedan)



Mazda Connect 8-inch TFT LCD multi-information touchscreen display with 360° View Monitor. (Touring & High Plus Sedan Variants Only)



Active Driving Display is projected onto the windscreen in full colour, displaying trip information in your line of sight. (Touring & High Plus Sedan Variants Only)



With Apple CarPlay® (wireless) and Android Auto™, you can easily access your compatible smartphone's contacts, music and more at the touch of a button.



The 11-Speaker Bose® Audio System has been strategically placed around the spacious cabin to ensure you enjoy studio quality audio from any seat. (Touring & High Plus Sedan Variants Only)



Burgundy leather upholstery on the 2.5L Touring.



Black leather upholstery on the 2.0L Sedan.

LOSE YOURSELF IN LUXURY

From the moment you get in, you will be quietly impressed with the understated luxury of the new Mazda6. The stylish dash envelops you with thoughtfully located controls and read-outs so you can focus on the drive. The interior environment is one of uncluttered elegance. Subtle details like ambient overhead console lighting and interior trim add a luxurious touch.



Tan leather upholstery on the exclusive Mazda6 20th Anniversary Edition. (2.5L High Plus Sedan)



ENGINEERED TO EXHILARATE

The strict adherence to the philosophy of 'Jinba-Ittai', the sense of car and driver as one, has created a driving experience that's truly next generation. The newly developed G-Vectoring Control Plus (GVC Plus) offers unprecedented levels of confidence-inspiring controllability, while Skyactiv engines deliver exhilarating performance.



SKYACTIV TECHNOLOGY

When Driving Matters, excellent fuel efficiency should never come at the cost of performance. So, of course, our driving-obsessed engineers found a way to enhance both. It is called SKYACTIV TECHNOLOGY.

Every aspect of the vehicle is engineered to maximize driving dynamics and efficiency: from body construction and engine technology, to the chassis and transmission. Without compromising performance.

SKYACTIV TECHNOLOGY is just one of the ways Mazda makes driving better.



SKYACTIV-G

The high-efficiency petrol engine delivers crisp response and great torque for lively performance both in city and on highways driving.



SKYACTIV-BODY

Light, rigid and robust body that ensures safe and joyful driving.



SKYACTIV-DRIVE

Ideal transmission designed for smooth driving and efficiency.



SKYACTIV-CHASSIS

Lightweight chassis that delivers driving pleasure and comfort.

STAY ONE STEP AHEAD

A priority of every Mazda vehicle is to maximise the safety of every passenger on board. The new Mazda6 comes equipped with many of Mazda's i-ACTIVSENSE advanced safety technologies that helps to avoid potential hazards, enabling you to stay in tune with your Mazda6 and focus on the road ahead.



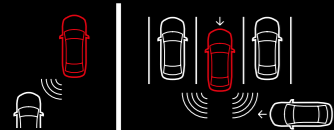
i-ACTIVSENSE[^]

Adaptive LED Headlights (ALH)



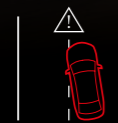
ALH increases visibility at night to help drivers stay vigilant by combining 3 technologies : Glare-free High Beam, Wide-range Low Beams and Highway Mode.

Blind Spot Monitoring (BSM) Rear Cross Traffic Alert (RCTA)



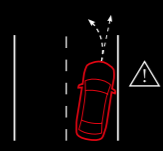
By scanning blind spots behind your vehicle, sensors detect unseen vehicles to alert you during lane change or reversing.

Lane Departure Warning System (LDWS)



LDWS monitors road markings and alerts you if you are straying from your lane when travelling over 65km/h.

Lane-Keep Assist System (LAS)



LAS adds to the LDWS by performing minor steering corrections to re-center the vehicle in its lane upon sensing an unintentional lane departure.

Driver Attention Alert (DAA)



The system activates at speeds above 65 km/h and begins to "learn" the driver's habits, then alerts the driver before fatigue becomes a factor.

Smart Brake Support (SBS) Front & Rear



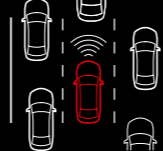
SBS aims to help the driver avoid or reduce the severity of frontal collisions (between 15 - 145 km/h), by automatically applying the brakes if there is a danger of collision.

Mazda Radar Cruise Control (MRCC)



MRCC maintains a set speed and minimum following distance from the car in front. If the car you are following reduces speed, your vehicle will automatically slow down as needed.

Cruising & Traffic Support (CTS)



CTS assists to maintain a constant distance between your vehicle and a vehicle ahead at a preset vehicle speed without you having to use the accelerator or brake pedal. It also assists the driver to keep steer the vehicle within the lane lines.

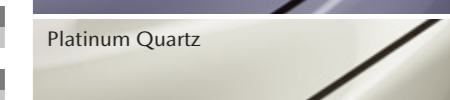

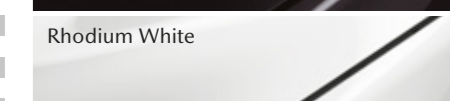
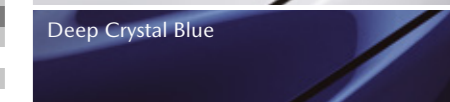

[^] Available on selected models only. These systems are not a replacement for safe and attentive driving. Please drive carefully at all times and do not rely on technology to prevent an accident.

MAZDA6 TECHNICAL SPECIFICATIONS

● equipped — not available

Variant	Sedan	Touring	High Plus Sedan
Engine Type	SKYACTIV®-G 2.0L	SKYACTIV®-G 2.5L	SKYACTIV®-G 2.5L
Powertrain	DOHC 16-Valve 4 Cylinder With WT		
Type	DOHC 16-Valve 4 Cylinder With WT		
Displacement	cc	1,998	2,488
Maximum Power	Hp / rpm	162 / 6,000	192 / 6,000
Maximum Torque	Nm / rpm	213 / 4,000	258 / 4,000
Fuel System	Direct Injection		
Fuel Tank Capacity	L	62	
Transmission	SKYACTIV®-DRIVE 6-Speed Automatic with Manual Shift Mode		
Chassis	SKYACTIV®-DRIVE 6-Speed Automatic with Manual Shift Mode		
Steering Type	Electronic Power Assisted Steering (EPAS)		
Parking Brake	Electronic Parking Brake		
Suspension Type	Front / Rear	MacPherson Struts / Multi-Link	
Brake Type	Front / Rear	Ventilated Disc / Solid Disc	
Wheel Type	Alloy (Silver)	Alloy (Black Metallic)	Alloy (Bright Metallic)
Tyre Size	225/55/R17	225/45/R19	
Dimensions	SKYACTIV®-DRIVE 6-Speed Automatic with Manual Shift Mode		
Overall Length x Width x Height	(mm)	4,865 x 1,840 x 1,450	4,800 x 1,840 x 1,480
Wheelbase	(mm)	2,830	2,750
Curb Weight	(kg)	1,515	1,605
Exterior	SKYACTIV®-DRIVE 6-Speed Automatic with Manual Shift Mode		
LED Front Headlights with Auto On/Off and Auto Levelling Function	with Signature Illumination	with Signature Illumination	with Signature Illumination
LED Daytime Running Lights	•	•	•
LED Rear Combination Taillights	with Signature Illumination	with Signature Illumination	with Signature Illumination
Rain-Sensing Variable-Intermittent Windshield Wipers	•	•	•
Mazda Advanced Keyless Entry	•	•	•
Power Sunroof with Sliding & Tilt Glass	-	•	•
Interior	SKYACTIV®-DRIVE 6-Speed Automatic with Manual Shift Mode		
Engine Start / Stop Button	•	•	•
Instrument Cluster	4.6" TFT LCD Standard Display	4.6" Colour TFT LCD Multi-Info Display	7" Colour TFT LCD Multi-Info Display
Colour Windshield-Projection Active Driving Display	-	•	•
8" Mazda Connect Infotainment System with Multi-Function Commander Control & Voice Command	•	•	•
Apple CarPlay® & Android Auto™ Function**	•	Wireless Carplay	•
AM / FM Tuner, 4 x USB Ports (Front x 2, Rear Centre Armrest x 2)	•	•	•
Audio Speakers	6 Speakers	11 Speakers Bose® Sound System	11 Speakers Bose® Sound System
Leather Steering Wheel (Tilt & Telescopic) with Audio, Bluetooth® Hands-Free & Cruise Control Switches	•	•	•
Paddle Shifters	•	•	•
Dual-Zone Auto Climate Control with Rear Air Conditioning Vents	•	•	•
Wireless Charger	•	•	•
Auto Dimming Rear View Mirror	•	•	•(Frameless)
Sport Mode Drive Selection Switch	•	•	•
10-Way Power Adjustment (Driver Side Only) - Tilt, Lift, Lumbar, Slide & Recline with 2-Position Memory Function	•	•	•
Front Ventilated Seats	-	-	•
Seat Material	Leather (Black)	Leather (Burgundy)	Leather (Tan)
Reverse Camera with Distance & Width Guide Lines	•	360° View Monitor	360° View Monitor
Rear Window Sunshade	-	-	•
Advanced Technologies	SKYACTIV®-DRIVE 6-Speed Automatic with Manual Shift Mode		
Mazda G-Vectoring Control Plus Technology (GVC Plus)	•	•	•
Mazda i-Stop Idling Technology	•	•	•
Standard Safety Technologies	SKYACTIV®-DRIVE 6-Speed Automatic with Manual Shift Mode		
6 SRS Airbags - Front Driver & Passenger, Side and Curtain	•	•	•
Anti-Lock Braking System (ABS)	•	•	•
Electronic Brake-Force Distribution (EBD)	•	•	•
Brake Assist (BA)	•	•	•
Dynamic Stability Control (DSC), Traction Control System (TCS)	•	•	•
Emergency Stop Signal (ESS)	•	•	•
Hill Launch Assist (HLA)	•	•	•
Seat-Belts with Pretensioners & Load Limiter & Height Adjustable Anchorage	•	•	•
ISOFIX Child Seat Anchors	•	•	•
Walk Away Lock	•	•	•
Advanced Safety Technologies - i-ACTIVSENSE	SKYACTIV®-DRIVE 6-Speed Automatic with Manual Shift Mode		
Adaptive LED Headlights (ALH)	-	•	•
Blind Spot Monitoring (BSM) & Rear Cross Traffic Alert (RCTA)	-	•	•
Lane Departure Warning System (LDWS)	-	•	•
Lane-Keep Assist System (LAS)	-	•	•
Driver Attention Alert (DAA)	-	•	•
Smart Brake Support (SBS) - Front & Rear	-	•	•
Mazda Radar Cruise Control (MRCC)	-	• (Stop & Go)	• (Stop & Go)
Cruising & Traffic Support (CTS)	-	•	•

Exterior Colours




5 YEARS WARRANTY
5 YEARS FREE MAINTENANCE
 including labour, parts and lubricants*

*5 years manufacturer warranty, or first 100,000km whichever comes first. 5 years free scheduled maintenance, or first 100,000km whichever comes first. For colour availability, please consult our sales personnel. Terms & conditions apply.

**Android Auto will be available upon official launch of service in Malaysia.

All images shown are for illustration purposes only. Colours and specifications shown may vary from the actual vehicles. Specifications may subject to change without prior notice.

ZOOM-ZOOM

WWW.MAZDA.COM.MY |  MAZDA.MY | MAZDA ZOOM-ZOOM LINE: 1800-22-8080

SOLE DISTRIBUTOR: BERMAZ MOTOR SDN BHD 198801006297 (173654-K) | FRANCHISE HOLDER/IMPORTER: PRIMA MERDU SDN BHD 200801002202 (803486-M)
Address: No. 7, Jalan Pelukis U1/46, Temasya Industrial Park Seksyen U1, 40150 Shah Alam, Selangor Darul Ehsan.
General Line: 03-7627 8888 Fax: 03-7627 8963

06062023v15

Scan for more info
on the Mazda 6:

