



MAZDA MX-5 RF

CAR AND DRIVER BECOME ONE

Jinba-Ittai - the Japanese philosophy of 'horse and rider as one'. It is the relationship where the two join in one fluid entity, the horse sensing and responding to the rider's slightest move. The Mazda MX-5 RF is designed around this philosophy. It becomes a natural extension of your body, anticipating and answering your every command.

It is this unique relationship between car and driver that makes the Mazda MX-5 RF driving experience so unique and exhilarating.



JINBA-ITTAI



ICONIC STYLE. PROGRESSIVE BEAUTY.

Mazda MX-5 RF captures Mazda's signature KODO Design philosophy in its most exciting form, with every angle and contour poised for action. For wind-in-the-hair exhilaration, the roof glides seamlessly away from view with the push of a button.

When closed, the roof reinforces Mazda MX-5 RF's striking shape, portraying a classic fastback silhouette. Incorporating true sports car elements with the spirit of its three previous generations, Mazda MX-5 RF commands a striking road presence.



The ingenious power retractable roof operates in a mere 13 seconds.

DESIGNED FOR THAT EVERY DRIVE

The interior has been meticulously crafted around you, the driver, to enliven the senses. To ensure you feel seamlessly at one with your Mazda MX-5 RF, every design within the cabin has been considered. From the tilt of the ergonomic sport seats to the placement of the gearshift to the functional layout of the gauges, each element has been thoughtfully designed to work in harmony with your body for a connected drive every single time.



The Mazda Connect system features a 7-inch full-color touch screen display.



With Apple CarPlay® (wireless) and Android Auto™, you can easily access your compatible smartphone's contacts, music and more at the touch of a button.



Jointly developed with Bose, the premium 9-speaker audio system including two UltraNearfield speakers positioned in each of the MX-5's headrests produces stunning sound quality even with the top down.



Available in 6-Speed Manual or Automatic Transmissions.



SKYACTIV-VEHICLE ARCHITECTURE

Mazda's breakthrough Skyactiv Technology unleashes outstanding power and efficiency for an exhilarating drive. Every vehicle aspect is heightened to dial up sports performance, while unlocking superior handling and improved fuel economy.

Skyactiv Technology enhances everything from the engine to the transmission to the chassis, achieving superior handling, stability and responses in all driving conditions.

SKYACTIV TECHNOLOGY



SKYACTIV-G
New generation petrol engine with improved fuel efficiency and torque.



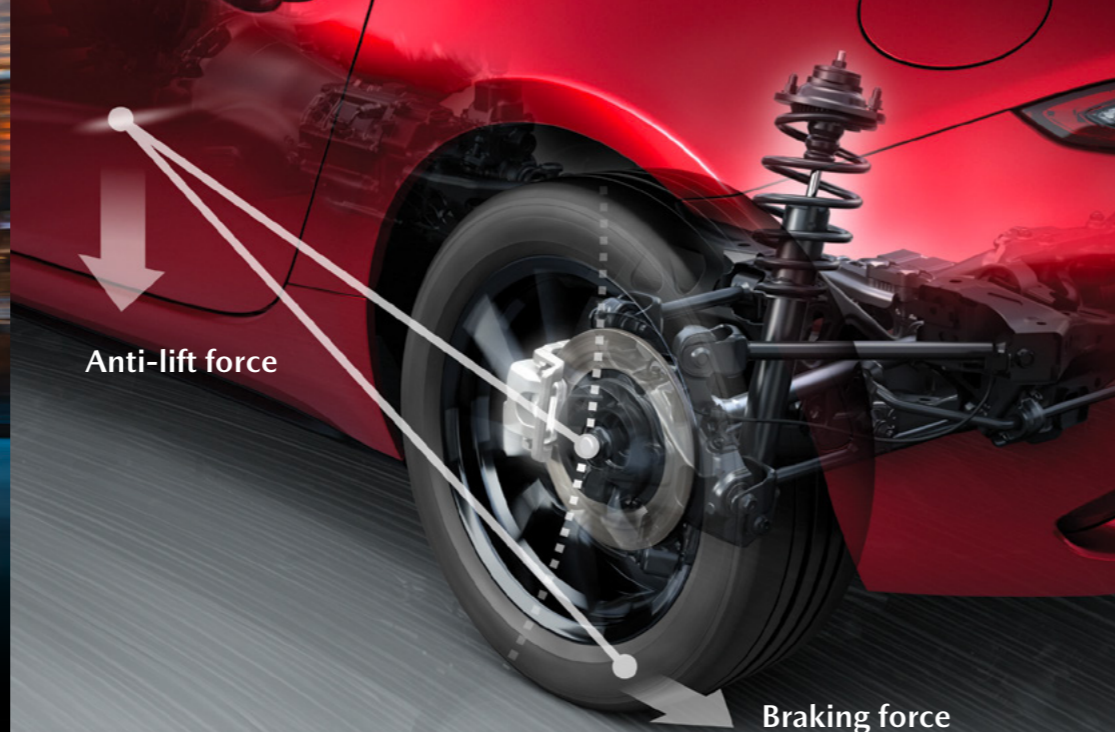
SKYACTIV-BODY
Light, rigid and robust body that ensures safe and joyful driving.



SKYACTIV-DRIVE / SKYACTIV-MT
Ideal transmission designed for smooth driving and efficiency.



SKYACTIV-CHASSIS
Lightweight chassis that delivers driving pleasure and comfort.



Anti-lift force

Braking force

A GREATER SENSE OF ONENESS

KINEMATIC POSTURE CONTROL (KPC)

KPC is a technology unique to the MX-5 that provides a more integrated and stable turning posture even when cornering at high speed, whilst utilizing the MX-5's suspension structure that works smoothly in everyday settings. The MX-5's rear suspension is designed to generate an "anti-lift" force that pulls the vehicle's body down when the brakes are applied. KPC takes full advantage of the characteristics of this suspension and applies a slight brake to the inner rear wheel when cornering under conditions with high G-force, thereby suppressing roll and pulling the vehicle down to stabilize posture. Moreover, KPC does not add even a single gram to the weight of the vehicle.

A HOLISTIC APPROACH TO DRIVING

From the chassis to the transmission to the engine and beyond, Skyactiv Technology enables us to orchestrate the ideal driving experience. An enhanced feeling of balance and control is the result of perfect 50:50 front-rear weight distribution. With a lowered centre of gravity and the engine brought closer to the vehicle's centre, you will experience responsiveness and stability in the purest embodiment of Jinba-Ittai yet.



DRIVE WITH CONFIDENCE

Development of the Mazda MX-5 RF focused on creating an exhilarating drive, while also maximising safety and driver peace of mind.

The high-strength Skyactiv-Body is engineered to minimise harm in the event of a collision. Front airbags for both passengers come as standard, and side-airbags with head-protecting cells safeguard against impact even with the top down. Armed with the latest in safety aids, you can enjoy every thrilling drive with confidence.



i-ACTIVSENSE[^]

Adaptive LED Headlights (ALH)



ALH increases visibility at night to help drivers stay vigilant by combining 3 technologies :
Clare-free High Beam, Wide-range Low Beams and Highway Mode.

Blind Spot Monitoring (BSM)



By scanning blind spots behind your vehicle, sensors detect unseen vehicles to alert you during lane change.

Lane Departure Warning System (LDWS)



LDWS monitors road markings and alerts you if you are straying from your lane when travelling over 65km/h.

Driver Attention Alert (DAA)



The system activates at speeds above 65 km/h and begins to "learn" the driver's habits, then alerts the driver before fatigue becomes a factor.

Smart City Brake Support (SCBS) Front & Rear



SCBS automatically applies the brakes if it detects there is a danger of collision at forward speed of 4 - 80 km/h and reverse speed of 2 - 8 km/h.

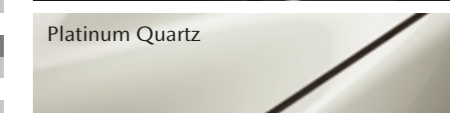
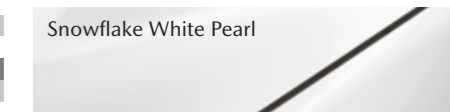

[^] Available on selected models only. These systems are not a replacement for safe and attentive driving. Please drive carefully at all times and do not rely on technology to prevent an accident.

MAZDA MX-5 RF TECHNICAL SPECIFICATIONS

● equipped — not available

Variant	2.0L AT	2.0L MT
Engine Type	SKYACTIV®-G 2.0L	
Powertrain		
Type	DOHC 16-Valve 4 Cylinder	
Displacement	cc 1,998	
Maximum Power	Hp / rpm 181 / 7,000	
Maximum Torque	Nm / rpm 205 / 4,000	
Compression Ratio	13.0 : 1	
Transmission	SKYACTIV®-Drive 6-Speed Automatic with Manual Shift Mode	SKYACTIV®-Drive 6-Speed Manual
Fuel Type	Petrol	
Recommended Fuel	Min. Ron95	
Fuel System	Direct Injection	
Fuel Tank Capacity	L 45	
Chassis		
Steering Type	Electronic Power Assisted Steering (EPAS)	
Suspension Type	Front / Rear Double Wishbone / Multi-Link	
Brake Type	Front / Rear Ventilated Disc / Solid Disc	
Tyre Size	205/45R17	
Dimensions		
Overall Length x Width x Height	(mm) 3,915 x 1,735 x 1,235	
Wheelbase	(mm) 2,310	
Curb Weight	(kg) 1,139	1,113
Exterior		
LED Front Headlights with Auto On/Off & Auto Leveling Function	●	●
LED Daytime Running Lights	●	●
LED Rear Combination Taillights	●	●
Rain-Sensing Variable-Intermittent Windshield Wipers	●	●
Mazda Advanced Keyless Entry	●	●
Roof-Type	Retractable Fastback	
Interior		
Engine Start / Stop Button	●	●
Steering Wheel (Tilt & Telescopic) with Audio, Bluetooth® Hands-Free & Cruise Control Switches	●	●
4.6 inch Colour TFT LCD Multi Info Display	●	●
Paddle Shifters	●	-
Single-Zone Auto Climate Control	●	●
7" Mazda Connect Infotainment System with Multi-Function Commander Control & Voice Command	●	●
Apple CarPlay® & Android Auto™ Function ** (w/ Wireless CarPlay®)	●	●
AM / FM Tuner	●	●
9 Speakers BOSE® Sound System	●	●
Sport Mode Drive Selection Switch	●	-
Steering Wheel & Gear Shift Knob Material	Leather	
Seats Trim	Leather (Perforated)	
Advanced Technologies		
Mazda i-Stop Idling Technology	●	●
Mazda i-Eloop Technology	●	●
Kinematic Posture Control (KPC)	●	●
Standard Safety Technologies		
SRS Airbags - Driver, Passenger & Side	●	●
Anti-Lock Braking System (ABS)	●	●
Electronic Brake-Force Distribution (EBD) & Emergency Brake Assist (EBA)	●	●
Traction Control System (TCS) & Dynamic Stability Control (DSC)	●	●
Hill Launch Assist (HLA)	●	●
Emergency Stop Signal (ESS)	●	●
Walk Away Lock	●	●
Engine Immobilizer Anti-Theft System	●	●
Seat-Belts (with Pretensioners & Load Limiter)	●	●
ISOFIX Child Seat Anchor (Passenger Side) with Airbag Cut-Off Function	●	●
Advanced Safety Technologies - i-ACTIVSENSE		
Adaptive LED Headlights (ALH)	●	●
Blind Spot Monitoring (BSM)	●	●
Lane Departure Warning System (LDWS)	●	●
Driver Attention Alert (DAA)	●	●
Smart City Brake Support (SCBS) - Front & Rear	●	●

Exterior Colours



5 YEARS WARRANTY
5 YEARS FREE MAINTENANCE
including labour, parts and lubricants*

*5 years manufacturer warranty, or first 100,000km whichever comes first. 5 years free scheduled maintenance, or first 100,000km whichever comes first. Terms & conditions apply.

**Android Auto™ will be available upon official launch of service in Malaysia.

All images shown are for illustration purposes only. Colours and specifications shown may vary from the actual vehicles. Specifications may subject to change without prior notice.

ZOOM-ZOOM

WWW.MAZDA.COM.MY |  MAZDA MY | MAZDA ZOOM-ZOOM LINE: 1800-22-8080

SOLE DISTRIBUTOR: BERMAZ MOTOR SDN BHD 198801006297 (173654-K) | FRANCHISE HOLDER/IMPORTER: PRIMA MERDU SDN BHD 200801002202 (803486-M)
Address: No. 7, Jalan Pelukis U1/46, Temasya Industrial Park Seksyen U1, 40150 Shah Alam, Selangor Darul Ehsan.
General Line: 03-7627 8888 Fax: 03-7627 8963

22052023v21

Scan for more info
on the Mazda MX-5:

